

DATA DISAGGREGATION AND THE GLOBAL INDICATOR FRAMEWORK

Yongyi Min

United Nations Statistics Division





Leaving no one behind and counting the uncounted

- With the adoption of the 2030 Agenda, Member States have pledged to leave no one behind and to reach the furthest behind first
- Those who are the furthest behind are often uncounted.
- The identification of people suffering from deprivation therefore requires sufficiently detailed data across multiple dimensions





Specific groups mentioned in the SDG targets

Target 2.3 by 2030 double the agricultural productivity and the incomes of small-scale food producers, particularly **women, indigenous peoples, family farmers, pastoralists and fishers**, including through secure and equal access to land, other productive resources and inputs, knowledge, financial services, markets, and opportunities for value addition and non-farm employment

Target 5.4 by 2030, eliminate gender disparities in education and ensure equal access to all levels of education and vocational training for the vulnerable, including **persons with disabilities, indigenous peoples, and children in vulnerable situations**

Target 8.8 protect labour rights and promote safe and secure working environments of all workers, including **migrant workers, particularly women migrants**, and those in precarious employment



Counting the uncounted

- The lack of sound disaggregated data for many of these vulnerable groups—including children, youth, persons with disabilities, people living with HIV, older persons, indigenous peoples, migrants, refugees and those internally displaced—exacerbates vulnerabilities by masking the extent of deprivation and disparities.
- It has long compromised the ability of governments and the international community to accurately document the discrimination faced by various groups.
- As a result, planning and budgeting for necessary services along with effective policymaking have suffered.



Counting the uncounted

Exclusion by design leads to absence of relevant disaggregation:

- Incomplete coverage (hard to reach populations, ethnic groups)
- Household surveys will not include institutional populations
- School based surveys will be confined to children attending school
- Administrative data may cover only those enjoying services
- Data sources need to “work together” to build the story

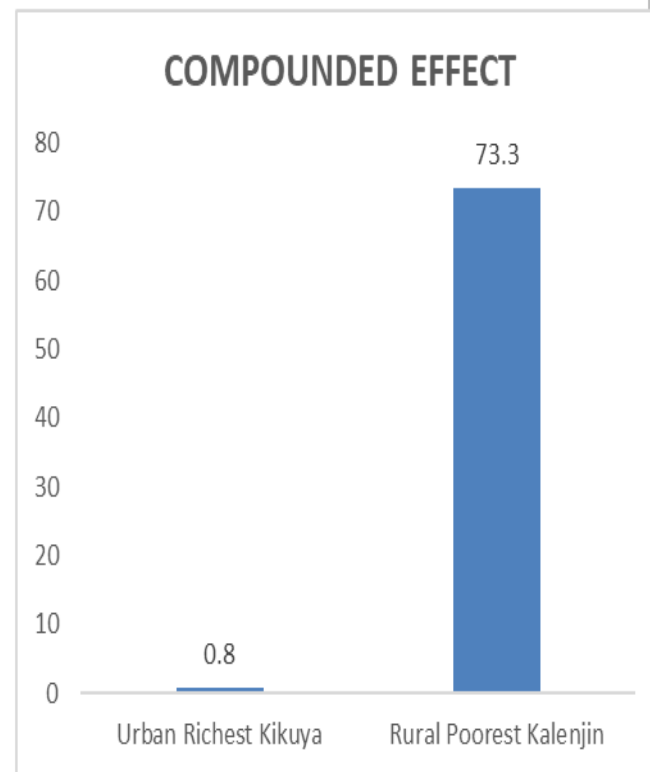
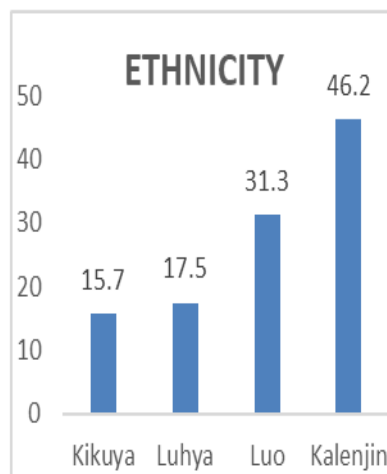
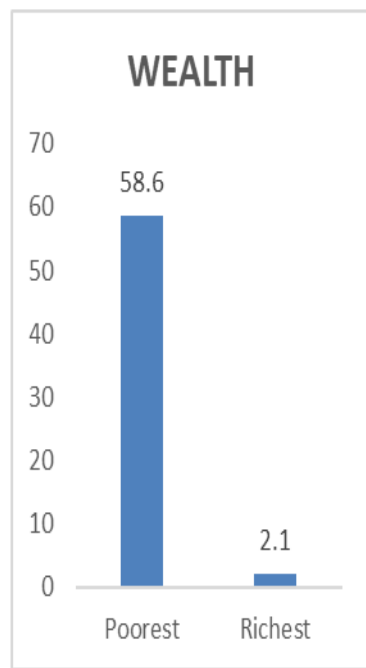
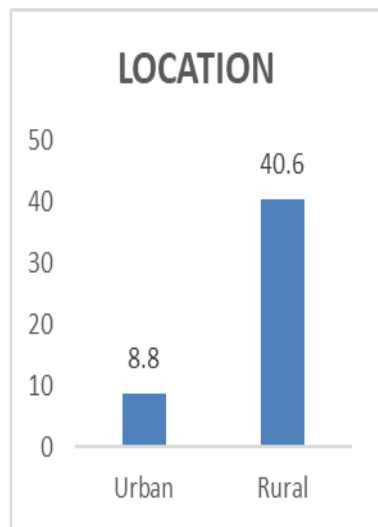
Data disaggregation and the SDGs: Challenges

More emphasis on disaggregation will lead to challenges in:

- Cost to collect and analyze
- Quality
- Pressure to collect more information – stretching the boundaries
- Sample sizes
- Confidentiality
- Politics of data, transparency
- Demand for multi-dimensional disaggregation will increase
- and more



Proportion of women aged 15-49 in Kenya with no access to improved water at home, by location, wealth and ethnicity, 2014



Methodological work on data disaggregation

Methodological work needed for data disaggregation not to be underestimated

- New and/or difficult disaggregates
- Need methodological work to develop standards, measurement tools and protocols
- Need to continue work on some “old disaggregates”
- Improve quality of data on disaggregates (e.g. age)
- Set better standards (e.g. residence)

Methodological work on data disaggregation

Comparability:

- Comparability of disaggregates may be more challenging than the indicators
- If progress will be measured by reduction of inequalities, then comparability will be important, over time and within & across countries
- We may need to aggregate the disaggregates – for example, for national or regional monitoring
- Some disaggregates are more comparable than others (sex, age) while some are problematic although they do not seem to be (urban) – others are “new”

Data sources for disaggregated data

Traditional Sources:

- Census
- Civil registration and vital statistics
- Administrative records
- Surveys

Data sources for disaggregated data

New Sources and technologies:

- Integration of geospatial information with statistics and other data.
- Mobile devices,
- Earth observations,
- other sensors and social media
- Citizen-generated data

SDG indicators and data disaggregation

- The global SDG indicator framework has an **overarching principle of data disaggregation**:

*“Sustainable Development Goal indicators should be disaggregated, where relevant, **by income, sex, age, race, ethnicity, migratory status, disability and geographic location**, or other characteristics, in accordance with the Fundamental Principles of Official Statistics (General Assembly resolution 68/261).”*

IAEG-SDGs work on data disaggregation

In 2016, the Inter-Agency and Expert Group on SDG indicators (IAEG-SDGs) established a ***work stream on data disaggregation***

Definition of Disaggregation:

“Disaggregation is the breakdown of observations within a common branch of a hierarchy to a more detailed level to that at which detailed observations are taken. With standard hierarchical classifications [...] categories can be split (disaggregated) when finer details are required and made possible by the codes given to the primary observations.”

Disaggregation dimensions – the characteristics by which data is to be disaggregated (by sex, age, disability, etc.)

Disaggregation categories – the different characteristics under a certain disaggregation dimension (female/male, etc.)



IAEG-SDGs data disaggregation work stream

What has been achieved so far:

- Detailed overview of dimensions asked by target and indicator name/metadata
- Report on some existing standards and classifications for disaggregation as guideline for future work on categories
- Agreed on a “minimum” disaggregation as basis for further work
- Link policy priorities of different population groups with targets/indicators



“Minimum” disaggregation matrix



“Minimum” disaggregation matrix

IAEG-SDGs consulted all custodian agencies on disaggregation dimensions and categories of the indicators they are responsible for.:

- Minimum required disaggregation dimensions and their availability in global data base
 - Income
 - Sex
 - Age
 - Race
 - Ethnicity Migration status Disability
 - Geographical location
 - Other characteristics relevant in national context
- Recommended categories used for each dimension
- If not available, ask for their workplan



“Minimum” disaggregation matrix

IAEG-SDGs consulted all custodian agencies on disaggregation dimensions and categories of the indicators they are responsible for.:

- Other existing disaggregation dimensions and categories
- Future additional disaggregation dimensions and categories
- Example: Indicators 1.1.1 Proportion of population below the international poverty line, by sex, age, employment status and geographical location (urban/rural)
 - Minimum dimensions: sex, age, employment status, geographic location
 - Available: only for employed population on age (youth and adult), sex (male/female).
 - Plan: 2019-2020
 - Future work: Education level





Policy Priorities for different vulnerable groups



The Poor

Policy priorities:

- Inclusive and pro-poor growth;
- Social protection systems and floors; and
- Effective governance, including participation and use of available resources

Women and Girls

Policy priorities:

- Poverty eradication;
- Food insecurity and health;
- Education;
- Access to economic resources and decent work for all; and
- Gendered impacts of climate change.

Children

Policy priorities:

- Every child survives and thrives;
- Every child learns;
- Every child is protected from violence and exploitation;
- Every child lives in a safe and clean environment; and
- Every child has an equitable chance in life.

Old Persons

Policy priorities:

- Health;
- Income security;
- Violence, abuse and safety; and
- Empowerment and participation as full members of society.

Migratory Status

Policy priorities:

- Provide access to basic services (education and health care) and social protection for migrants;
- Ensure fair recruitment, decent work and labour rights protection for migrants;
- Eliminate all forms of discrimination and reduce violence against migrants; and
- Ensure access to information for migrants.

Persons with disabilities

Policy priorities:

- Poverty eradication;
- Education;
- Employment;
- Health;
- Accessibility

Moving forward

- Invest in the technology and skills necessary to collect and integrate data from multiple sources
- New methodologies need to be developed to ensure the quality and reliability of such data.
- More resources and capacity-building efforts are needed to ensure that vulnerable groups receive their long-overdue place in the development agenda.

Thank you for your attention!